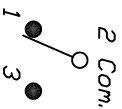


RECOMMENDED P.C.B. LAYOUT

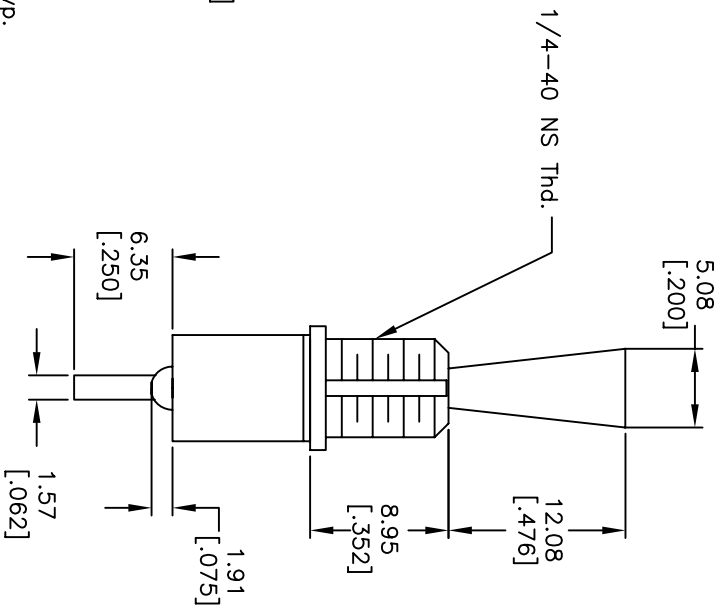
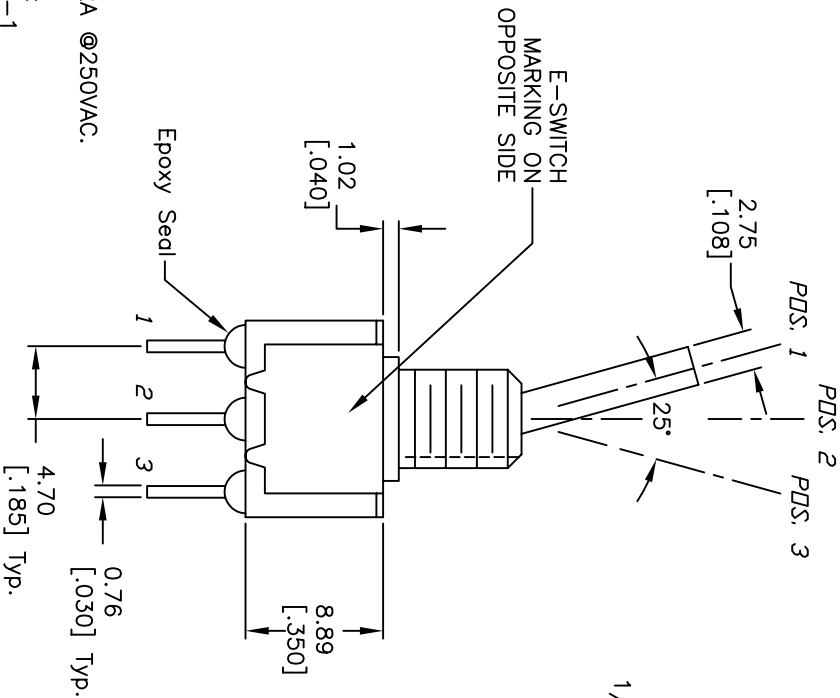


CIRCUIT: SPDT
CONTACT CONFIGURATION

SWITCH FUNCTION		
PDS. 1	PDS. 2	PDS. 3
DN	NONE	DN
2-3	OPEN	2-1

NOTES:

1. ALL DIMENSIONS IN MM [INCH]
2. GENERAL TOLERANCE: X.X=±0.4
X.XX=±0.25
3. TERM. NOS. FOR REF. ONLY
4. RATING: 5A @120VAC or 28VDC; 2A @250VAC.
5. 2002/95/EC (ROHS) COMPLIANT
6. HARDWARE TO BE SUPPLIED BULK:
T100011-LOCK WASHER QTY-1
T100015-LOCK RING QTY-1
T100000-HEX NUT QTY-2



E-SWITCH®

100 SP-1 T6 B11 M3 Q EH

REV.	ECN No.	DESCRIPTION	DATE	CHKD
A	15483	RELEASE FOR PRODUCTION	11/1/05	PH

TITLE	SCALE	DATE	DR	DWG	REV
100 SP-1 T6 B11 M3 Q EH	2:1	11/1/05	PH	ST110010	A

THE INFORMATION CONTAINED IN THIS DOCUMENT IS PROPRIETARY TO E-SWITCH AND IS NOT TO BE COPIED OR TRANSFERRED